













TOP TOTES

BAG STYLE GUIDE

FEATURES	 WEAVE ●●	 SPIRIT ○	 REVEL ○	 COAST ○●●●	 PORTA ○●	 URBAN ○●	 PALETTE ○●●●	 NIFTY ○●●●	 COMPACT ○●●●	 CITY ○	 PRIME ○●	 TRIP ●	
Material	100% Cotton	75% Polyester, 25% Jute	40% Cotton, 60% Polyester	32% Cotton, 68% Jute	100% Polypropylene	40% Cotton, 60% Polyester	75% Polyester, 25% Jute	100% Polyester	100% Polypropylene	95% Polyester, 5% Cotton	100% Cotton	100% Polypropylene	
GSM	230	280	300	430	120	230	280	80	80	210	220	65	
Volume Capacity	3 gal	4 gal	3 gal	4 gal	4 gal	2.6 gal	6.6 gal	3 gal	0.8 gal	1 gal	1 gal	4 gal	
Carrying Capacity	13 lbs	15.5 lbs	13 lbs	17.6 lbs	9 lbs	11 lbs	17.6 lbs	9 lbs	4.4 lbs	6.6 lbs	6.6 lbs	6.6 lbs	
Handle Length	9.4"	8.6"	9.4"	10"	8.6"	9"	8.6"	10.6"	-	-	-	-	
Front Branding	280mm x 300mm	280mm x 300mm	280mm x 300mm	260mm x 200mm	280mm x 300mm	280mm x 300mm	280mm x 300mm	280mm x 300mm	280mm x 300mm	250mm x 220mm	420mm x 320mm	250mm x 300mm	120mm x 230mm
Back Branding	280mm x 300mm	280mm x 300mm	280mm x 300mm	260mm x 200mm	280mm x 300mm	280mm x 300mm	280mm x 300mm	280mm x 300mm	250mm x 220mm	420mm x 320mm	250mm x 300mm	250mm x 300mm	120mm x 230mm
Pouch								100mm x 100mm					70mm x 80mm
	